





2026 NorCal XB-XS State South

Team Results

Women / XS / All Ages

Session: 06,07,08,09,10,11,12

Mar 13-15, 2026

Rank	Gym	Team	Score				
1	CGA	*	117.025	29.075 6T	29.425 1	29.250 1	29.275 2
	1022	Victoria Hernandez		9.725	9.850	9.725	9.675
	1019	Anushka Pandit		9.675	9.850	9.775	9.800
	1117	Kaydence Meighan		9.675		9.750	
	813	Kira Harold			9.725		9.800
2	Gymtowne SSF	*	116.550	29.125 3T	29.200 2T	29.075 2T	29.150 3
	1033	Malia Joe		9.750	9.775	9.650	9.675
	1130	Claire Hui		9.725	9.575	9.675	
	1231	Charlize Balquedra		9.650		9.750	9.825
	1032	Lexi Yang			9.850		9.650
3	Pacific West	*	116.500	29.300 1	29.075 6	29.075 2T	29.050 5
	1038	Reyna Fang		9.850	9.700		9.675
	1238	Naomi Fukushima		9.775	9.700	9.600	
	1234	Kaylen Mai		9.675		9.650	9.775
	835	Nysha Rambhia			9.675	9.825	9.600
4	Royal	*	116.050	29.175 2	29.200 2T	29.000 4	28.675 9
	1244	Shruti Kolanthra Girish		9.800	9.675	9.875	
	1047	Santhoshika Visvabalaji		9.725	9.800		9.450
	1242	Kayla Price		9.650		9.575	9.550
	1046	Roslyn Garibay			9.725	9.550	9.675
5	Apex	*	115.825	28.625 11	28.975 9	28.900 6T	29.325 1
	1209	Kira Sadkovska		9.600		9.550	9.800
	807	Emilia Lopez		9.550	9.650		
	1010	Delband Ilkhani		9.475	9.600	9.675	9.750
	910	Antonina Kloda			9.725	9.675	9.775
6	Peninsula SM	*	115.725	28.950 9	29.025 8	28.975 5	28.775 8
	1043	Gemma Hampton		9.725	9.625		9.575
	740	Kate Nazareno		9.700		9.900	
	741	Yan Lu		9.525	9.650	9.625	9.550
	1044	Letta Ilic			9.750	9.450	9.650





2026 NorCal XB-XS State South

Team Results

Women / XS / All Ages

Session: 06,07,08,09,10,11,12

Mar 13-15, 2026

Rank	Gym	Team	Score				
7	KJ Elite	*	115.550	28.975 8	28.675 12T	28.775 10T	29.125 4
	1037	Reagan Horton		9.775	9.500		
	1134	Keira Ownbey		9.700	9.675	9.650	9.725
	1133	Amelia Barajas		9.500		9.625	9.650
	829	Amber Wildey			9.500	9.500	9.750
8	Titans	*	115.450	29.075 6T	28.550 15T	28.800 9	29.025 6
	946	Ava Barbour		9.900	9.575	9.550	9.700
	638	Bella Vora		9.650		9.625	
	746	Charlotte Scianna		9.525	9.475		9.700
	752	Lexi Wills			9.500	9.625	9.625
9	American SF	*	115.150	29.125 3T	28.800 11	28.900 6T	28.325 15T
	1009	Maddy Fara		10.000	9.625	9.800	9.500
	1205	Mary Scott		9.650	9.575		9.250
	1008	Amelia Kelly		9.475		9.575	
	907	Audrey McDonald			9.600	9.525	9.575
10	West Valley	*	114.875	28.600 12	29.050 7	28.775 10T	28.450 12
	955	Aria Singh		9.600	9.750	9.450	
	1160	Mukta Bagdure		9.550	9.700	9.850	9.675
	1059	Julianna Ozuna Chavez		9.450		9.475	9.500
	1260	Sofia Blanco Cooper			9.600		9.275
11	Edge	*	114.625	29.125 3T	28.550 15T	28.775 10T	28.175 18
	721	Avery Richards		9.800			9.400
	1217	Anusha Bagchi		9.675	9.575	9.625	9.525
	1220	Jaida Chan		9.650	9.400	9.550	9.250
	1218	Bella Zhang			9.575	9.600	
12	Airborne	*	114.550	27.850 24T	29.175 4T	28.725 14	28.800 7
	1103	Zlata Ozhdikhina		9.425		9.650	
	905	Kenna Moore		9.350	9.850		9.650
	904	Elizabeth Shaw		9.075	9.625	9.500	9.650
	1203	Miranda Yiu			9.700	9.575	9.500





2026 NorCal XB-XS State South

Team Results

Women / XS / All Ages

Session: 06,07,08,09,10,11,12

Mar 13-15, 2026

Rank	Gym	Team	Score				
13	Gymtowne Coastside	*	113.950	28.575 13	29.175 4T	28.225 21	27.975 22T
	629	Elle Del Sarto		9.600	9.775	9.200	9.425
	733	Dalia Isaacs		9.575	9.675	9.625	9.325
	1228	Emma Erickson		9.400	9.725	9.400	9.225
14	Excel	*	113.675	28.100 19T	28.425 23T	28.825 8	28.325 15T
	723	Alice Wylie		9.475		9.550	
	619	Presley Wyatt		9.325	9.575	9.625	9.375
	1224	Becca Ditto		9.300	9.350		9.300
	819	Phoebe Cawdery			9.500	9.650	9.650
15	Clovis	*	113.550	28.075 21	28.500 20	28.750 13	28.225 17
	1025	Penny Garcia		9.675	9.475	9.375	9.275
	1024	Paige Porcalla		9.250		9.800	9.500
	1023	Krystel Torres		9.150	9.450		
	814	Shannon Liu			9.575	9.575	9.450
16	Top Flight	*	113.475	28.150 18	28.850 10	28.625 15	27.850 27T
	1055	Vihasri Varanasi		9.500		9.450	9.250
	1252	Prisha Jhanjhari		9.400	9.650		9.250
	1053	Emma Chavez		9.250	9.600	9.550	9.350
	1054	Lillian Rui			9.600	9.625	
17T	Luna	*	113.400	27.800 26	28.675 12T	28.450 16T	28.475 11
	1137	Iniya Mubeen		9.400	9.550	9.525	9.500
	633	Ellie Butler		9.200	9.625		9.525
	1135	Brooke Evans		9.200		9.475	
	1138	Noam Apel			9.500	9.450	9.450
17T	Gymn Unltd Salida	*	113.400	28.275 17	28.650 14	28.100 27	28.375 14
	1226	Tenley Hopkins		9.450		9.175	
	931	Brooke Barber		9.425	9.575		9.300
	729	Riona Lomibao		9.400	9.575	9.550	9.825
	626	Brooklyn Kelly			9.500	9.375	9.250





2026 NorCal XB-XS State South

Team Results

Women / XS / All Ages

Session: 06,07,08,09,10,11,12

Mar 13-15, 2026

Rank	Gym	Team	Score				
19	Gymn Unltd Turlock	*	113.200	28.300 16	28.475 21	28.450 16T	27.975 22T
	628	Charlotte Vink		9.475	9.525	9.525	9.325
	731	Lyric Blandino		9.425	9.375	9.400	9.250
	826	Shannon Draper		9.400			9.400
	1125	Mina Yang			9.575	9.525	
20T	Imperial	*	112.900	28.100 19T	27.875 31	28.375 18T	28.550 10
	630	Penelope Murillo		9.575	9.625	9.875	9.825
	937	Sienna Pinedo		9.275	8.950		9.375
	828	Savannah Reyes		9.250	9.300	9.300	
	735	Lillian Radich				9.200	9.350
20T	Bay Island	*	112.900	28.325 15	28.550 15T	28.175 24T	27.850 27T
	1109	Lucy Henry		9.675	9.400	9.400	9.300
	1014	Imani Chen		9.400	9.650	9.450	9.225
	1112	Talise Muller		9.250			9.325
	1113	Vivian Sibley			9.500	9.325	
22T	Diablo	*	112.825	28.675 10	28.375 26	28.275 20	27.500 29
	1214	Elisa Doan		9.700	9.425	9.300	9.050
	1213	Ava D'Ambra		9.500	9.425		9.200
	920	Alani Tarkington		9.475	9.525	9.500	
	1215	Kate Emmons				9.475	9.250
22T	WEN	*	112.825	28.050 22	28.550 15T	28.200 22T	28.025 19T
	655	Lexi Fundenberger		9.450	9.600	9.425	
	1154	Hildie Koch		9.400			9.450
	1257	Addison Williams		9.200	9.400	9.475	9.400
	851	Maycie Zavoda			9.550	9.300	9.175
24	V-Force	*	112.125	27.500 30	28.425 23T	28.175 24T	28.025 19T
	1057	Zoie Jackson		9.350	9.550	9.325	
	1255	Rylee Chase		9.300		9.500	9.650
	850	Caroline Underdown		8.850	9.500	9.350	9.200
	651	Lydia Lucero			9.375		9.175





2026 NorCal XB-XS State South

Team Results

Women / XS / All Ages

Session: 06,07,08,09,10,11,12

Mar 13-15, 2026

Rank	Gym	Team	Score				
25	Fresno	*	112.100	27.850 24T	28.100 30	28.200 22T	27.950 24
	927	Kaiya Khamsingsavath		9.375	9.350	9.350	9.350
	622	Aria Garcia		9.350	9.300	9.500	9.300
	725	Aubrey Garcia		9.125	9.450		9.300
	928	Paige Mendoza				9.350	
26	CCGI	*	112.050	27.675 27	28.125 29	28.375 18T	27.875 26
	811	Cambell Smith		9.325	9.300	9.550	9.325
	713	Bria Fraley		9.250		9.425	9.150
	812	Taylor Piche		9.100	9.425		9.400
	605	Brianna Alafa			9.400	9.400	
27	Thrive	*	111.925	27.575 28	28.525 19	27.825 29	28.000 21
	842	Kiera Lepore		9.400	9.475		9.450
	1249	Bailey Dugan		9.200	9.450	9.050	9.275
	843	Olivia Silveira		8.975	9.600	9.450	
	945	Ava Mattos				9.325	9.275
28	Twisters	*	111.850	27.175 31	28.250 27T	28.000 28	28.425 13
	951	Ananyaa Ghosh		9.150	9.400	9.500	9.375
	647	Lexie Lao		9.150	9.450		9.700
	952	Fiona Chin		8.875		9.150	
	849	Maria Antonia Macedo C			9.400	9.350	9.350
29	Santa Cruz	*	111.825	27.900 23	28.250 27T	27.750 30	27.925 25
	1248	Robyn Pitterling		9.600	9.325	9.325	
	1050	Sedona Brooks		9.225		9.400	9.500
	1246	Asayah Gomez		9.075	9.375		9.150
	1049	Madison Minium			9.550	9.025	9.275
30	San Mateo	*	111.575	27.550 29	28.450 22	28.125 26	27.450 30
	1245	Sadie Robertson		9.375	9.650	9.425	
	1048	Anika Sureka		9.100		9.500	9.225
	943	Meredith Sundgren		9.075	9.475	9.200	8.975
	743	Ria Arya			9.325		9.250





2026 NorCal XB-XS State South

Team Results

Women / XS / All Ages

Session: 06,07,08,09,10,11,12

Mar 13-15, 2026

Rank	Gym	Team	Score				
31	Accel	*	111.275	28.450	28.425	27.450	26.950
				14	23T	31	31
	1201	Kaede Liu		9.575	9.625		9.000
	1001	Elsie Lee		9.550	9.425	9.200	9.050
	1002	Giselle Cannon		9.325	9.375	9.025	8.900
	702	Lucy Burton				9.225	