




2025 NorCal Lvl 2-5 States

Team Results

Nov 14-16, 2025

Page: 1
 Printed: 11/16/2025 4:57:01 PM
 Women / 3 / All Ages
 Session: All





Rank	Gym	Team	Score				
1	Accel	*	116.475	28.875 4	29.825 1	29.050 4	28.725 4
2	CGA	*	116.425	29.500 1	29.000 6T	29.225 1	28.700 5
3	Royal	*	116.275	29.125 2	29.000 6T	29.150 2	29.000 2
4	Airborne	*	116.225	29.050 3	29.025 5	29.000 6T	29.150 1
5	Pacific West	*	115.450	28.500 9T	29.100 3T	29.000 6T	28.850 3
6	Peninsula SM	*	115.375	28.700 6T	29.100 3T	29.125 3	28.450 8
7	San Mateo	*	115.025	28.525 8	29.000 6T	29.025 5	28.475 7
8	Gold Star	*	113.875	28.700 6T	28.700 11	28.225 14T	28.250 11
9	Top Flight	*	113.775	27.975 22	28.775 10	28.875 8	28.150 12T
10	Gymtowne SSF	*	113.550	28.375 16	29.125 2	28.150 17T	27.900 19T
11	CSC - Great Oaks	*	112.975	28.475 11	28.575 13	28.125 19	27.800 23T
12	American SF	*	112.950	27.875 25T	28.350 17	28.400 10	28.325 9
13	V-Force	*	112.875	27.800 29	28.800 9	28.225 14T	28.050 15
14	Bay Island	*	112.850	28.400 14T	28.225 19T	28.450 9	27.775 25
15	Novato	*	112.525	28.450 12	28.175 23	27.875 24T	28.025 16T
16	Dream Xtreme	*	112.350	28.350 17	28.525 14	27.900 23	27.575 27T
17	GymStars Stockton	*	112.275	28.075 20	28.025 25	28.225 14T	27.950 18

2025 NorCal Lvl 2-5 States

Team Results

Nov 14-16, 2025

Page: 2
 Printed: 11/16/2025 4:57:02 PM
 Women / 3 / All Ages
 Session: All





Rank	Gym	Team	Score				
18	Gold Country	*	112.250	28.725 5	28.225 19T	27.825 28T	27.475 29
19	Santa Cruz	*	112.225	27.950 23	27.925 28	27.750 30	28.600 6
20T	Champion	*	112.150	28.275 18	28.600 12	27.700 31	27.575 27T
20T	Byers Rocklin	*	112.150	28.425 13	28.100 24	27.875 24T	27.750 26
22	Mastery of Sports	*	112.025	28.500 9T	28.300 18	27.850 26T	27.375 32T
23	Technique	*	112.000	27.925 24	27.775 30T	28.000 21	28.300 10
24	Excel	*	111.975	27.750 30	28.200 22	28.150 17T	27.875 21
25	Davis Diamonds	*	111.925	28.050 21	27.700 34	28.050 20	28.125 14
26	Monterey	*	111.700	28.200 19	27.950 27	27.525 35T	28.025 16T
27	Cal-Star	*	111.525	27.450 35	28.375 16	28.325 11	27.375 32T
28	Black Diamond	*	111.450	27.725 31T	27.975 26	27.600 34	28.150 12T
29	Twisters	*	111.400	27.275 39	28.425 15	28.250 13	27.450 30
30	CSC - Morgan Hill	*	111.050	28.400 14T	28.225 19T	27.075 43	27.350 34
31	North Bay	*	110.750	27.375 37T	27.875 29	27.675 32T	27.825 22
32	Gymn Unltd Turlock	*	110.650	27.725 31T	27.775 30T	27.975 22	27.175 37
33	West Valley	*	110.600	27.825 27T	27.400 37	27.475 38	27.900 19T
34	Liberty	*	109.950	27.200 41T	27.175 40	28.300 12	27.275 35

2025 NorCal Lvl 2-5 States

Team Results

Nov 14-16, 2025

Page: 3
 Printed: 11/16/2025 4:57:02 PM
 Women / 3 / All Ages
 Session: All

Rank	Gym	Team	Score				
35	Athletic Horizons	*	109.875	27.825 27T	27.775 30T	26.850 45	27.425 31
36	AcroCats	*	109.750	27.725 31T	27.775 30T	27.525 35T	26.725 42T
37	Clovis	*	109.550	27.400 36	27.550 35	27.675 32T	26.925 40
38	Imperial	*	109.450	27.250 40	27.150 41	27.850 26T	27.200 36
39	Central Coast	*	109.250	27.875 25T	27.225 39	27.500 37	26.650 45
40	The Cave	*	108.850	27.375 37T	26.950 42	27.375 39	27.150 38
41	Redwood Coast	*	108.300	27.200 41T	26.700 44	27.825 28T	26.575 46
42	Extreme	*	108.025	27.625 34	26.525 46T	26.900 44	26.975 39
43	CSC - Race	*	107.500	27.100 44	26.375 48	27.125 42	26.900 41
44	Redwood Empire	*	107.450	27.175 43	27.475 36	26.075 47	26.725 42T
45	CSC - Cambrianna	*	106.975	26.450 49	27.250 38	27.150 41	26.125 47
46	Marin Elite	*	106.550	26.600 46	26.550 45	25.600 49	27.800 23T
47	Riley's	*	106.400	26.575 47	26.750 43	26.350 46	26.725 42T
48	International	*	105.150	26.925 45	26.525 46T	27.200 40	24.500 49
49	Sac Elite	*	102.625	26.500 48	24.750 49	25.875 48	25.500 48