





2016 NorCal Level 5 State Championships

Team Results

Nov 5-6, 2016

Page: 1
 Printed: 11/6/2016 7:26:56 PM
 Women / 5 / All Ages
 Session: All





Rank	Gym	Team	Score				
1	San Mateo	*	115.800	28.575 1	28.975 1	29.050 1	29.200 1
	5309	Kaitlyn Fong		9.650	9.475	9.575	
	5405	McCartney Adams		9.500			9.675
	5606	Tiana Sumanasekera		9.425	9.800	9.850	9.850
	5608	Gianna Thompson			9.700	9.625	9.675
2	Airborne	*	113.425	28.200 2	28.300 4	28.075 6	28.850 4
	5327	Jasmine Yi		9.450	9.475		9.700
	5628	Kara Chou		9.400		9.150	9.600
	5630	Koda Jackson		9.350	9.425	9.475	9.550
	5227	Katherine Clayton			9.400	9.450	
3	Edge	*	113.250	27.675 15	28.175 7	28.425 2T	28.975 2
	5250	Madelyn Osborn		9.350	9.425	9.625	9.700
	5652	Isabelle Gattey		9.200		9.400	9.700
	5655	Brianna Bordalo		9.125	9.400	9.400	9.575
	5556	Elsa Svedenheim			9.350		
4	Bayshore Elite	*	112.750	27.950 7T	28.225 6	27.925 7	28.650 5
	5612	Ja'Leigh Lang		9.325	9.350	9.275	9.550
	5211	Madison Truby		9.325			9.525
	5611	Alexis Boyle		9.300	9.550	9.275	9.575
	5610	Anna Lemkin			9.325	9.375	
5	Pacific West	*	112.250	27.625 16	27.850 13T	28.200 4	28.575 6
	5519	Lauren Buenafior		9.300	9.325	9.450	9.500
	5223	Alison Birt		9.225	9.375	9.450	9.500
	5622	Kaylei Arcibal		9.100	9.150	9.300	9.575
6	Bay Aerials	*	112.200	28.100 4	28.400 2	27.525 14T	28.175 12T
	5643	Maddison Le		9.700	9.750	9.100	9.550
	5642	Rachel Janczura		9.375	9.400	9.675	9.525
	5436	Yaelle Kretchmer		9.025	9.250	8.750	9.100

2016 NorCal Level 5 State Championships

Team Results

Nov 5-6, 2016

Page: 2
 Printed: 11/6/2016 7:26:56 PM
 Women / 5 / All Ages
 Session: All





Rank	Gym	Team	Score				
7T	Twisters	*	111.850	28.150 3	28.375 3	27.200 20	28.125 14
	5256	Naomi Wagner		9.525	9.450	9.275	9.300
	5560	Malia Alvarado		9.325		9.200	
	5459	Kaitlyn Smiley		9.300	9.325	8.725	9.425
	5356	Isabelle Jacobi			9.600		9.400
7T	CGA	*	111.850	27.950 7T	27.875 11T	27.750 10	28.275 11
	5234	Morgan Lee		9.400	9.200	8.975	
	5534	Claire Gresham		9.325	9.375		9.425
	5533	Katherine Brown		9.225		9.250	9.375
	5634	Natalia Wallin			9.300	9.525	9.475
9	Liberty	*	111.725	27.450 19	27.575 21	27.825 8T	28.875 3
	5604	Ayaka Darroch		9.250	8.900	9.275	9.575
	5205	Jada Monjaras		9.150	9.350	9.325	
	5404	Elizabeth Bennett		9.050	9.325		9.750
	5503	Bryanna Farley				9.225	9.550
10	West Valley	*	111.700	27.850 13	27.975 10	27.700 11	28.175 12T
	5637	Emma Parsons		9.350	9.150	9.475	
	5538	Victoria McMillan		9.275	9.425	9.225	9.325
	5639	Terra Rutter		9.225			9.450
	5240	Jennifer Zhao			9.400	9.000	9.400
11	Accel	*	111.525	27.475 18	27.650 18T	28.425 2T	27.975 17
	5646	Lucia Herrera-Set		9.300	9.275		
	5543	Madison Lam		9.125	9.125	9.450	9.300
	5542	Skye Evans		9.050	9.250	9.325	9.350
	5441	Shayla Wong				9.650	9.325
12	Byers Roseville	*	111.200	28.050 5	27.350 24T	27.300 17T	28.500 7
	5215	Kaly Jones		9.575		9.150	9.700
	5116	Linnea Hagerty		9.350	9.025	9.350	9.350
	5615	Liberty Zamudio		9.125	9.100	8.800	9.450
	5616	Kaylee Hurley			9.225		

2016 NorCal Level 5 State Championships

Team Results

Nov 5-6, 2016

Page: 3
 Printed: 11/6/2016 7:26:56 PM
 Women / 5 / All Ages
 Session: All





Rank	Gym	Team	Score				
13	Technique	*	111.125	27.700 14	27.675 16T	27.450 16	28.300 10
	5337	Lucy Phillips		9.300	9.250	8.975	9.600
	5536	Mia Christian		9.300	9.025	9.175	
	5434	Bella Simanhadi		9.100		9.300	9.400
	5136	Ruby Denna			9.400		9.300
14	Gold Star	*	111.100	27.925 10	28.100 8T	27.150 22	27.925 18T
	5410	Caroline Tong		9.500		8.800	9.375
	5506	Anjali Pai		9.275	9.250	9.000	
	5107	Gabi Howze		9.150	9.400		9.225
	5316	Kelly Hui			9.450	9.350	9.325
15	Head Over Heels	*	110.975	27.900 11T	27.800 15	27.825 8T	27.450 28T
	5661	Paityn Walker		9.400	9.475	9.300	9.150
	5358	Rose Feldman		9.250	9.225	9.350	9.300
	5660	Nia Kim		9.250	9.100	9.175	9.000
16T	Rodina	*	110.600	28.025 6	27.650 18T	26.525 30	28.400 8
	5362	Bianca Bravo		9.425			9.275
	5261	Anne Marie Galvan		9.300	9.350	8.825	9.700
	5260	Kemeah McDougald-Tayl		9.300	9.050	9.000	9.425
	5562	Zion Edwards			9.250	8.700	
16T	Redwood Empire	*	110.600	27.225 27	27.150 29	28.175 5	28.050 15T
	5304	Ella Nixon		9.300		9.050	9.200
	5325	Siena Bertacco		9.025	8.900		
	5307	Isabel Eskes		8.900	9.200	9.500	9.525
	5306	Mia Sereni			9.050	9.625	9.325
18	Davis Diamonds	*	110.025	27.350 20T	27.450 22T	27.600 13	27.625 22T
	5662	Hannah Tandy		9.350	8.925	9.250	9.150
	5663	Mia Tobia		9.075	9.275	9.300	9.325
	5461	Sophia Koehler		8.925			9.150
	5258	Jenna Price			9.250	9.050	

2016 NorCal Level 5 State Championships

Team Results

Nov 5-6, 2016

Page: 4
 Printed: 11/6/2016 7:26:56 PM
 Women / 5 / All Ages
 Session: All





Rank	Gym	Team	Score				
19	Adventure Rec	*	109.825	27.950 7T	27.250 27T	26.275 32	28.350 9
	5324	Madison Tallerino		9.350		8.575	9.625
	5522	Madelyn Wright		9.325	9.025	9.175	9.425
	5523	Mylee Cox		9.275	9.000	8.525	9.300
	5621	Joslyn Shults			9.225		
20	CSC - Race	*	109.800	27.350 20T	28.100 8T	26.850 26	27.500 26
	5134	Elianna Lageschulte		9.300	9.300		9.350
	5535	Marin Heeren		9.050	9.300	8.575	9.125
	5333	Kimiko Nakaji		9.000	9.500	9.350	9.025
	5431	Emma Robbins				8.925	
21	CSC - Cambrianna	*	109.475	26.800 34T	28.250 5	26.875 25	27.550 25
	5609	Lily Goodrich		9.300	9.450	9.150	9.325
	5408	Sydney McCahan		8.800	9.225	9.125	9.325
	5313	Laura Bott		8.700	9.575		8.900
	5206	Liliana Dul				8.600	
22	Peninsula	*	109.050	27.900 11T	27.050 32	27.175 21	26.925 38
	5650	Grace Tao		9.425		9.075	9.100
	5553	Simone Gressler		9.275	9.100	8.875	
	5552	Justine Jaremko		9.200	8.775	9.225	8.825
	5351	Danielle Sipes			9.175		9.000
23	Champion	*	108.925	26.750 36	27.025 33T	27.525 14T	27.625 22T
	5349	Nakai Johnson		9.050	9.150	9.100	9.200
	5246	Lydia Ornelas		8.850	8.800	9.225	9.225
	5348	Piper Ryan		8.850		9.200	9.200
	5247	Celina Naranjo			9.075		
24	Gymnastics Zone	*	108.875	27.525 17	27.675 16T	25.750 37T	27.925 18T
	5516	Emily Tran		9.275	9.225	8.050	9.300
	5517	Audrey Jonas		9.150	9.125		9.275
	5421	Fallon Abernethy		9.100	9.325	8.875	9.350
	5515	Naomi Uemura				8.825	

2016 NorCal Level 5 State Championships

Team Results

Nov 5-6, 2016

Page: 5
 Printed: 11/6/2016 7:26:56 PM
 Women / 5 / All Ages
 Session: All





Rank	Gym	Team	Score				
25	Golden Bear	*	108.850	27.275 26	27.100 31	27.225 19	27.250 32T
	5602	Ronnie Amey		9.225		9.225	9.000
	5502	Gabriella Miller		9.100	9.025	8.850	9.200
	5202	Aidan Hsu		8.950	8.900	9.150	
	5601	Rosa Mahr			9.175		9.050
26	Extreme	*	108.775	27.350 20T	26.975 35	26.750 27	27.700 21
	5525	Brooke McGrath		9.250	9.075	8.850	9.400
	5626	Keira Miles		9.075	8.850		9.100
	5423	Kaylee Childers		9.025	9.050	9.050	9.200
	5524	Taylor Winarski				8.850	
27	Elevate	*	108.625	26.800 34T	27.875 11T	25.900 36	28.050 15T
	5541	Charity Xiong		9.150	9.400	8.725	9.575
	5440	Kiana Wong		8.900	9.200	8.725	9.350
	5142	Victoria Zeigler		8.750			9.125
	5540	Isabella Sigal			9.275	8.450	
28	GymWorld	*	108.475	26.875 33	27.300 26	26.375 31	27.925 18T
	5144	Mei Rasin-Waters		9.150	9.200		9.450
	5344	Elly Ronald		8.925	9.000	8.900	
	5443	Natajia Vazquez		8.800	9.100	8.800	9.250
	5444	Lulu Grout				8.675	9.225
29	Novato	*	108.400	27.350 20T	26.775 37T	27.025 23T	27.250 32T
	5301	Maeve O'Brien		9.325	9.275	9.025	9.050
	5201	Gabrielle Baylon		9.125		9.000	9.100
	5501	Madeline Iwami		8.900	8.825		9.100
	5401	Olivia Cadaoas			8.675	9.000	
30	GymStars Stockton	*	108.125	26.900 32	26.225 44	27.625 12	27.375 30T
	5510	Kate De Los Santos		9.050	9.050	9.075	9.475
	5511	Riley Maness		9.000	9.375	9.350	9.125
	5320	Danna Coyne		8.850	7.800	9.200	8.775

2016 NorCal Level 5 State Championships

Team Results

Nov 5-6, 2016

Page: 6
 Printed: 11/6/2016 7:26:56 PM
 Women / 5 / All Ages
 Session: All





Rank	Gym	Team	Score				
31	Dream Xtreme	*	107.750	26.325 43	27.625 20	27.025 23T	26.775 41
	5415	Hanna Shirar		8.850	9.325		
	5509	Delaney Mayer		8.800	9.200	8.850	8.875
	5613	Ava Balanon		8.675		9.350	9.000
	5416	Rachel Shirar			9.100	8.825	8.900
32	Santa Cruz	*	107.700	27.150 28	27.025 33T	25.925 35	27.600 24
	5347	Grace Howard		9.325	8.925		
	5346	Kira Hill		9.125		9.075	9.250
	5448	Makenna Damhorst		8.700	9.200	9.000	9.175
	5149	Arianna Kessler			8.900	7.850	9.175
33	High Definition	*	107.425	26.700 37	26.775 37T	26.575 28T	27.375 30T
	5159	Mia Reeve		8.975	9.025	8.825	
	5255	Adrianna Altamirano		8.875	8.600	8.750	9.075
	5458	Alexa Hart		8.850			9.100
	5355	Ciera Chan			9.150	9.000	9.200
34	V-Force	*	107.225	27.125 29	26.075 47	26.575 28T	27.450 28T
	5411	Maegan Kragie		9.125		9.125	9.475
	5412	Sydney Sundgren		9.000	8.400	9.025	9.000
	5108	Rosemary Richardson		9.000	8.600		
	5318	Ashley Cummings			9.075	8.425	8.975
35	CYC	*	106.775	26.250 44T	27.450 22T	26.250 33	26.825 39T
	5321	Briana Adler		9.000		9.000	8.800
	5214	Mariana Aiello		8.625	9.325	8.475	9.150
	5514	Katarina Muellerleile		8.625	8.950		
	5513	Kayla Bui			9.175	8.775	8.875
36	Gymtowne Coastside	*	106.750	27.025 30	27.125 30	25.600 40T	27.000 36
	5547	Kay Hildebrand		9.250		8.775	9.025
	5546	Jaya Miller		8.975	9.000	8.500	9.125
	5647	Malika McClain		8.800	9.075	8.325	8.850
	5242	Aja Tsutsumi			9.050		

2016 NorCal Level 5 State Championships

Team Results

Nov 5-6, 2016

Page: 7
 Printed: 11/6/2016 7:26:56 PM
 Women / 5 / All Ages
 Session: All





Rank	Gym	Team	Score				
37	East Bay	*	106.675	26.525 42	26.100 46	27.300 17T	26.750 42
	5633	Kara Jitodai		8.900	8.250	9.000	8.825
	5332	Leah Hannaoui		8.850			
	5632	Abigail Enriquez		8.775	8.750	9.450	8.850
	5428	Kate McDonagh			9.100	8.850	9.075
38	CSC - Great Oaks	*	106.450	27.325 24T	27.850 13T	24.150 51	27.125 34
	5425	Sara Tran		9.300	9.525		9.325
	5328	Teresa Neuendorffer		9.200	9.300	9.400	9.225
	5130	Jordan Smith		8.825	9.025	7.050	
	5131	Emily Jarvinen				7.700	8.575
39	American	*	105.625	26.550 41	26.825 36	25.750 37T	26.500 45
	5437	Isabell Kossar		9.075	9.075		8.850
	5438	Katelyn Sun		8.850	8.800	9.125	9.025
	5141	Jacqueline Fernandes		8.625		8.375	8.625
	5439	Gabrielle Goldman			8.950	8.250	
40	Central Coast	*	105.425	26.625 39	25.700 51	25.625 39	27.475 27
	5213	Brittney Sagrado		9.150	8.200	8.625	9.175
	5110	Kiana McCrea		9.125	8.925	7.950	9.225
	5109	Erika Matthews		8.350	8.575	9.050	9.075
41	Elite	*	105.350	26.675 38	26.550 41T	25.600 40T	26.525 44
	5118	Gianna Picciuto		8.975	8.250	8.300	8.650
	5322	Sophie Southard		8.875	9.200		8.750
	5218	Sierra Short		8.825	9.100	8.600	9.125
	5217	Jenna Vultaggio				8.700	
42	Top Flight	*	105.300	26.950 31	26.700 39	24.675 47T	26.975 37
	5245	Cheyenne Gayon		9.425	8.925	8.625	9.200
	5244	Jaimie De Guzman		9.075	8.775	8.050	9.000
	5302	Jamie Hancock		8.450	9.000	8.000	8.775

2016 NorCal Level 5 State Championships

Team Results

Nov 5-6, 2016

Page: 8
 Printed: 11/6/2016 7:26:56 PM
 Women / 5 / All Ages
 Session: All





Rank	Gym	Team	Score				
43	Clovis	*	105.075	27.325 24T	27.250 27T	23.675 53	26.825 39T
	5122	Cosette Tsai		9.225		7.575	9.100
	5124	Kadence Banta		9.200	9.250	8.225	8.975
	5518	Brenda Yang		8.900	9.050		
	5323	Alyssa Murillo			8.950	7.875	8.750
44	Marin Elite	*	104.700	25.625 50	27.350 24T	25.125 42	26.600 43
	5563	Ellie Ahnemann		8.825	9.400	8.350	9.000
	5264	Marina Munoz Ledo		8.700	8.800	8.400	9.200
	5365	Rhea McKenzie		8.100	9.150	8.375	8.400
45	North Bay	*	104.600	25.750 49	26.550 41T	26.175 34	26.125 47T
	5658	Madelyn Pierce		8.850	8.900	9.150	8.600
	5456	Caitlin Hines		8.450	8.725	8.625	8.850
	5659	Jennifer Quintero		8.450		8.400	
	5254	Selene San Nicolas			8.925		8.675
46	Black Diamond	*	103.650	26.575 40	25.775 50	24.225 50	27.075 35
	5505	Gillian Woodcock		9.050	9.175	8.175	8.975
	5104	Rebecca Tse		8.800	8.400	7.275	8.975
	5315	Amanda Robles		8.725	8.200	8.775	9.125
47	Redwood Coast	*	103.400	26.250 44T	26.025 48	25.000 43	26.125 47T
	5446	Emma Mitchell		8.950	8.950	8.075	9.025
	5447	Iris Smart		8.650	8.575	8.700	8.550
	5648	Lily Golightly		8.650	8.500		
	5147	Naomi Solomon				8.225	8.550
48	Athletic Horizons	*	103.175	26.250 44T	26.125 45	24.950 44	25.850 50
	5548	Veronica Briggs		9.150	8.875	8.400	8.575
	5445	Jenna Laine		8.650	8.800	8.100	8.675
	5146	Natasha Vose		8.450	8.450	8.450	8.600

2016 NorCal Level 5 State Championships

Team Results

Nov 5-6, 2016

Page: 9
 Printed: 11/6/2016 7:26:56 PM
 Women / 5 / All Ages
 Session: All

Rank	Gym	Team	Score				
49	Menlo Sparks	*	102.650	26.075 47	26.000 49	24.525 49	26.050 49
	5121	Charlotte King		9.000	8.975	7.100	9.100
	5120	Abby Kessler		8.550	7.900	8.325	8.175
	5219	Jessica Ng		8.525	9.125	9.100	8.775
50	Titans	*	102.425	25.975 48	25.600 52	24.675 47T	26.175 46
	5657	Ava Valone		9.150	8.650	7.500	8.575
	5557	Maddison Lara		8.675	8.700	8.550	8.750
	5314	Olivia Handa		8.150	8.250	8.625	8.850
51	USA Sports Gilroy	*	101.175	24.500 53	26.250 43	24.875 45	25.550 52T
	5407	Claire Burke		8.525	8.700	7.925	8.275
	5311	Katherine Turk		8.125	9.050	8.250	8.550
	5312	Kadence DiLaura		7.850	8.500	8.700	8.725
52	Cal-Star	*	101.025	24.900 52	26.675 40	23.900 52	25.550 52T
	5232	Kirin Chacko		8.475	8.700	7.650	8.600
	5331	Amanda Bearg		8.350	8.850	8.375	8.650
	5426	Brinnley Freemantle		8.075			
	5330	Lindy Ballard			9.125	7.875	8.300
53	TEC	*	100.975	25.550 51	24.900 53	24.850 46	25.675 51
	5155	Lillie Lodwick		8.825	8.675	8.575	9.000
	5252	Sadies Dinh		8.425	8.225	8.625	8.750
	5251	Gianna Farinelli		8.300	8.000	7.650	7.925